

# EASY



## Rubber pipette filler, EASY 5

*Please read the User Manual carefully before use, and follow all operating and safety instructions!*



# user manual

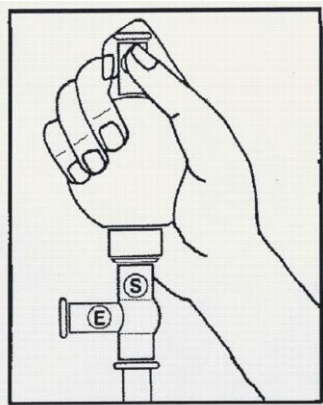
deutsch / français / english / español

**1. Evakuierung durch das A-Ventil**

Evacuate via the valve A

Evacuation par la soupape A

Exclusión del aire mediante la válvula A

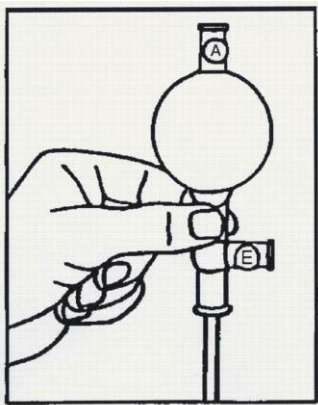


**2. Ansaugen durch Druck auf Das S-Ventil**

Intake by pressure on valve S

Aspiration par pression sur la soupape S

Aspiración mediante la válvula S

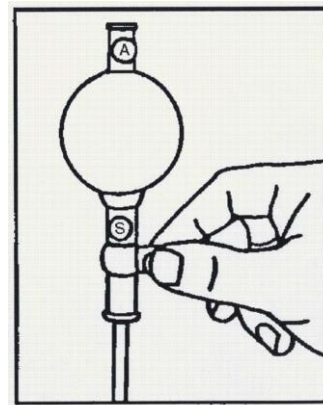


**3. Entleeren durch Druck auf das E-Ventil**

Drain by pressure on valve E

Vidange par pression sur la soupape E

Vaciado mediante la válvula E

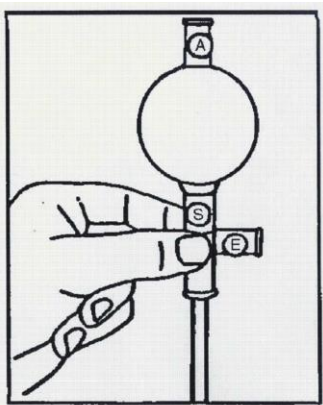



**4. Ausblasen der Pipette**

Blow out the pipette

Purge de la pipette

Función soplado





[www.labbox.com](http://www.labbox.com)